

# Public Speaking

Communication Skills, Module 3



● ● ● **What is happening in the image below?**



# AGENDA



1. Brainstorm what makes public speaking easy or hard.







2. Using the planning document, independently create a short presentation.



3. Individual presentations.



4. Reflect: How might I benefit from improving my public speaking skills?  
What might improve in my life?



# BRAINSTORM



How do you feel about public speaking? What makes public speaking seem easier? Harder?






# DISCUSS



What do you think is the most important thing about public speaking?





# DIVE IN



## 3 Tips to Improve Public Speaking Skills:

Tip 1: Plan and practice what you want to say.

What is the goal?

Does your speech have a beginning, middle, and end?

Is what you are saying relevant to the topic?

Tip 2: Know your audience and engage with them.

Can you connect this new information with something that your audience already knows?

Tell an engaging story.

Tip 3: Pay attention to your body language.




Don't read from notes.

Speak loud enough for everyone to hear.

Look at your audience.

Use language that connects with your audience.

Use hand gestures, facial expressions, pace and tone, along with the way you stand or move around the room to pull your audience into the topic.




# ACTIVITY



Plan a 3-4 minute presentation on one of the following topics:

1. How to take care of my pet.
2. How to make a pizza (or some other favorite food).
3. The rules of your favorite sport/activity.
4. Your favorite movie/book and why you like it.

 **High School**

Worksheet

Name: \_\_\_\_\_ Date: \_\_\_\_\_

**Public Speaking**

1. What is the MAIN thing you want your audience to remember?

2. What is the supporting detail for your speech?

a. Beginning

b. Middle

c. End





3. Is there a way to connect this information with something that is relevant to your audience?

Theme

4. What sort of tone, pacing, movement (or not), gestures or style of language should you use?

**Reflect:** How might I benefit from improving my public speaking skills? What might improve in my life?

©2024 Anna-Lisa Mackey, M.Ed., All rights reserved.




# REFLECT



How might I benefit from improving my public speaking skills? What might improve in my life?

Share class results from the Independent reflection.





# Extend & Enrich

If your school has a debate club, encourage students to participate in the club or support the club by attending a debate competition held at your school.





Home Connection

Public Speaking

Dear \_\_\_\_\_,

Today in class, we learned that public speaking is when someone speaks to an audience to persuade or share thoughts and ideas. We reviewed three things to improve our public speaking skills:

- 1. Plan and practice what you want to say- What is the goal?
- 2. Know your audience and engage with them. - Does your speech have a beginning, middle and end? Is what you are saying relevant to the topic? Can you connect this new information with something that your audience already knows? Tell an engaging story.
- 3. Pay attention to your body language. - Don't read from notes. Speak loud enough for everyone to hear. Look at your audience. Use language that connects with your audience. Use hand gestures, facial expressions, pace and tone, and how you move around the room to pull your audience into the topic.

Please encourage your student to practice the public speaking skills we reviewed today.

Please do not hesitate to reach out with any questions or concerns.

Best,

\_\_\_\_\_

©2024 Anna-Lisa Mackey, M.Ed., All rights reserved.



## Professional Development



Thinking about some of your very best lessons delivered, what do you think were the essential elements of those lessons that made them stand out the most?





# Further Study

- Have students compare/contrast several famous speeches. What stands out for them?
  - Dr. Martin Luther King  
<https://youtu.be/bNBGvaSHWbY>
  - President Ronald Reagan  
<https://youtu.be/Ei1HnWwzmNk>
  - Nelson Mandela, 1964  
<https://youtu.be/8bEnilCZimA>
  - John F. Kennedy, 1961  
<https://youtu.be/PEC1C4p0k3E>
  - Malala Yousafzai, 2013  
<https://youtu.be/5SCImL43dTo>
  - Chimamanda Ngozi Adichie 2021  
[https://youtu.be/hg3umXU\\_qWc](https://youtu.be/hg3umXU_qWc)





**Lesson Complete!**

